

The Eurasia Proceedings of Educational & Social Sciences (EPESS), 2021

Volume 22, Pages 1-10

ICoNMEB 2021: International Conference on Management, Economics and Business

The Two-Dimensional Strip Cutting Problem: Improved Results on Real-World Instances

Mehdi MRAD

King Saud University

Tamer G. ALI

King Saud University

Ali BALMA

Ecole Nationale Supérieure d'Ingénieurs de Tunis

Anis GHARBI

King Saud University

Ali SAMHAN

King Saud University

M.A. LOULY

Ecole Supérieure Polytechnique Mauritanie

Abstract: Cutting and packing problems arise in various industrial settings such as production of metal, glass sheets, papers, etc. The demand of items should be met while minimizing loss of waste material. One of the most known as a contemporary problem in field of operations research is the two-dimensional strip cutting problem. A set of m rectangular items is to be cut from a two-dimensional strip of width W and infinite height. Each item i ($i=1,2,\dots,m$) has a width w_i , a height h_i , and a demand d_i . The objective is to determine how to cut the demanded items using the minimum height of strip and meet all the demands, while respecting the two stages of guillotine cuts. We address the arc-flow formulation for this NP-hard problem. A graph compression method is proposed and it is shown that substantially better results are achieved in obtaining optimal or near-optimal solutions of real-world instances.

Keywords: Integer programming, Arc-flow formulation, Strip cutting problem, Graph compression.

Introduction

The considered problem consists of a set of two dimensional items (square/rectangular) that are required to be cut from a raw material (strip). This NP-hard problem still attracts the researchers and motivate them to develop highly efficient algorithms to provide optimal/good solutions for both benchmark instances and real world problems. A set of factors might be considered by the researchers to solve the two-dimensional cutting problems, such as guillotine cut constraints, types of in-stock raw material, and the possibility of item rotation. According to Lodi et al. (1999), the two dimensional-cutting problems could be classified as follows:

- items could be rotated and guillotine cut is not considered (RF)
- items could not be rotated and guillotine cut is not considered (OF)
- items could be rotated and guillotine cut is considered (RG)

- This is an Open Access article distributed under the terms of the Creative Commons Attribution-Noncommercial 4.0 Unported License, permitting all non-commercial use, distribution, and reproduction in any medium, provided the original work is properly cited.

- Selection and peer-review under responsibility of the Organizing Committee of the Conference

© 2021 Published by ISRES Publishing: www.isres.org

- items could not be rotated and guillotine cut is not considered (OG)

More classified and detailed typology of the cutting and packing problems is stated in Dyckhoff (1990) and Wäscher et al., (2007).

To solve the two-dimensional cutting problems either exactly or heuristically, a lot of approaches have been suggested in the literature. The reader is referred to the very interesting and recent papers of Delorme et al. (2016) and Iori et al. (2021) where all aspects of cutting and packing problems (variants, complexity, formulations, open problems) are presented.

Various methods have been proposed in the literature for the exact solution of cutting and packing problems, including branch-and-bound algorithms (Hifi 1998; Lodi and Monaci 2003; Mrad et al. 2013), arc-flow based formulations (Macedo et al. 2010), and one-cut formulation (Martinovic et al. 2018). The reason behind this diversity is the flexibility of adapting one formulation to fit many variants of cutting or packing problems. Among the exact methods related to the two-dimensional strip cutting problem, the arc-flow based mathematical formulation with pre-processing graph construction algorithm achieved a good results in case of the one-dimensional for bin packing problem (Brandão & Pedroso (2016)). The mentioned graph construction algorithm can reduce the initial size of a graph corresponded to the two-dimensional strip cutting problem. Therefore, we presents here the impact of using arc-flow formulation with compressed graph to solve forty-three real world instances from the literature (Macedo et al. (2010)). In the remaining of this paper, we present the arc-flow mathematical model in section II. The graph compression steps are described in section III together with an illustrative example. The computational results are presented in section IV.

Proposed Methodology

The arc flow formulation of the two-dimensional strip cutting problem

Consider a two-dimensional strip of width W and infinite height, and a set of m rectangular items. Each item i ($i=1,2,\dots,m$) has a width w_i , a height h_i , and a demand d_i . The objective is to determine how to cut the demanded items using the minimum height of strip and meet all the demands, while respecting the two stages of guillotine cuts. In guillotine cuts, the first stage is to cut strip vertically to produce levels $\pi_k, k \in \{1, \dots, n\}$, as shown in figure 1. While in the second stage, each level from stage 1 is cut horizontally to produce the demanded items as shown in Figure 2.

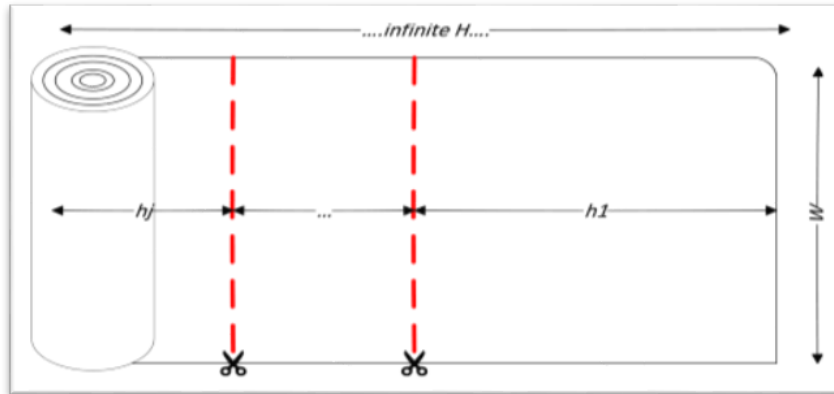


Figure 1. First stage of guillotine cut

The problem can be formulated using an arc-flow network as follows. A graph $G_k = (V_k, A_k)$ is built for each level $\pi_k, k \in \{1, \dots, n\}$, where $V_k = \{0, \dots, W\}$ is the set of vertices. Each level of type k has height h_k and can be composed only by items from set $S_k = \{i | w_i \leq h_k\}$. The set of arcs is $A_k = \{(i, j) : 0 \leq i < j \leq W \text{ and } j - i = w_t \forall t \in S_k \text{ or } j - i = 1\}$. Interestingly, the following rules prevent the occurrence of symmetric paths in any graph corresponding to any cutting pattern:

- The items are ordered in decreasing order of their widths.
- On each shelf, any path must include an item with the same height as the shelf.
- The number of occurrences of an item in a path cannot exceed its own demand.

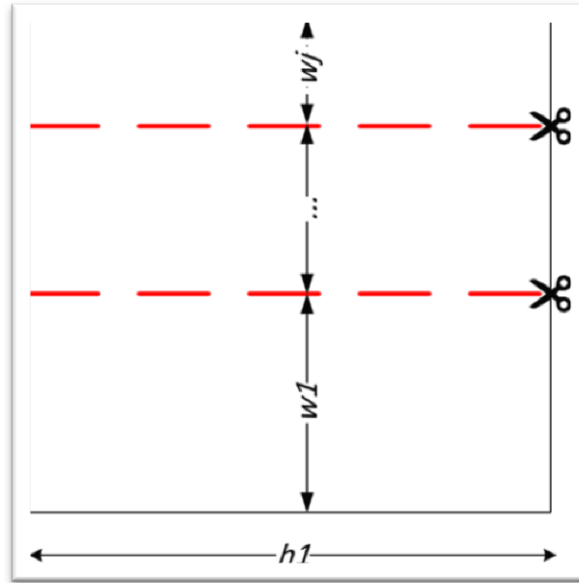


Figure 2. Second stage of guillotine cut

For the sake of clarity, let us consider the following illustrative example. A set of four items has to be cut from a strip with width $W = 11$. The items' data are provided in Table 1. In the first cutting stage, we obtain four shelves with dimensions $(9, 11)$, $(7, 11)$, $(6, 11)$ and $(4, 11)$. In the second stage, each shelf is represented by a graph as shown in figure 3 (note that most of the dotted arcs have been removed for the sake of clearness).

Table 1. Data of the illustrative example

Item	Height (h_i)	Width (w_i)	Demand (d_i)
I_1	9	7	1
I_2	7	6	1
I_3	6	6	1
I_4	4	4	1

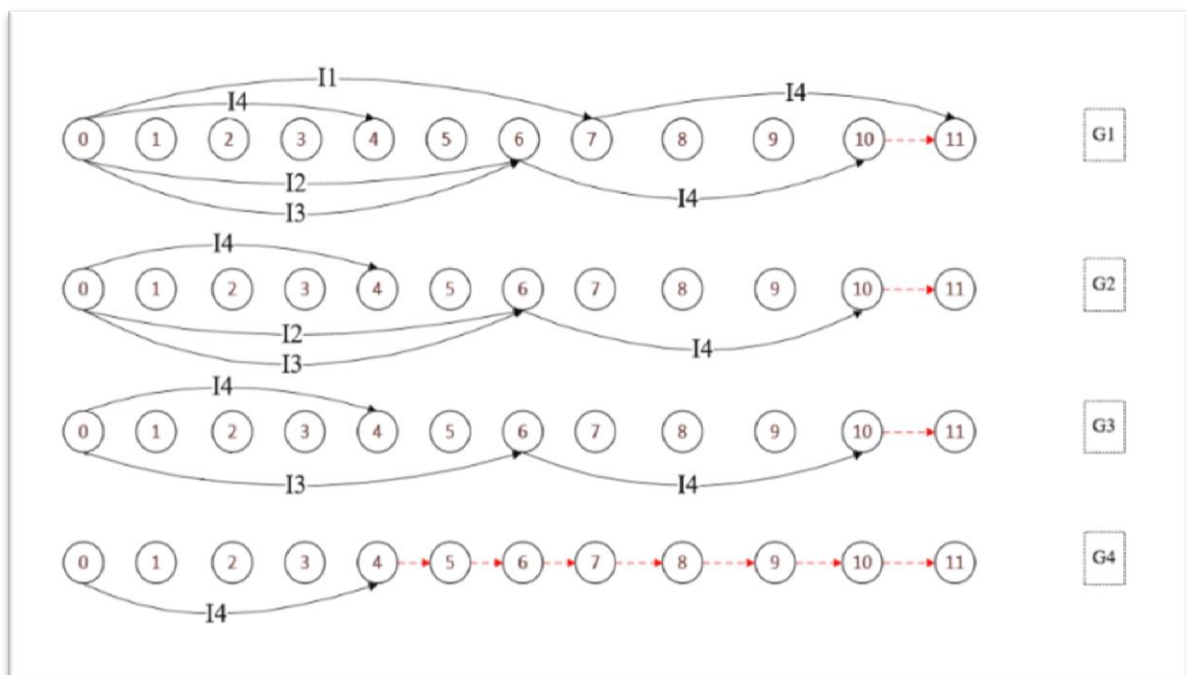


Figure 3. Arc-flow network of the illustrative example

After generating all the graphs, the addressed problem is formulated by the following mathematical model:

- Decision variables:

x_{abh}^k : an integer variable associated with each arc (a,b) of A_k that takes the number of items of width $(b - a)$ and height $h \in H_k$ (H_k is the set of different item heights in S_k) placed at position a from the beginning of a shelf k . This variable represents the flow of the arc (a,b) associated with the item of height h in the graph G_k .

z_k : the total flow of the graph corresponding to π_k .

- The objective function:

$$\text{Min } \sum_{k=1}^n h_k z_k \quad (1)$$

Subject to:

$$\sum_{(a,b) \in A^k, h \in H_k} x_{abh}^k - \sum_{(b,c) \in A^k, h \in H_k} x_{bch}^k = \begin{cases} z_k & \text{if } b = 0 \\ 0 & \text{if } b = 1, \dots, W - 1, k = 1, \dots, n \\ -z_k & \text{if } b = W \end{cases} \quad (2)$$

$$\sum_{k, h_k \geq h_j} \sum_{(a, a+w_j) \in A^k} x_{a, a+w_j, h_j}^k \geq d_j, \forall j \in \{1, \dots, n\} \quad (3)$$

$$x_{abh}^k \geq 0 \text{ and integer}, \forall (a, b) \in A_k, \forall h \in H_k, \forall k \in \{1, \dots, n\} \quad (4)$$

$$z_k \geq 0, \forall k \in \{1, \dots, n\} \quad (5)$$

In objective function (1), we minimize the total used height from strip. The flow conservation is balanced in (2), where the entering flow is equal to the leaving flow for each node. In (3) the total number of cut items for each item should be larger than or equal to its demand $d_j \forall j \in \{1, \dots, n\}$. Equations (4) and (5) identify the domain of variables.

The Compressed Graph

The graph compression plays an important role in reducing the number of nodes/arcs of the initial graphs (Brandão and Pedroso 2016). Using compressed graphs helps in constructing a smaller model size in terms of number of variables, which in turns has an impact on the solution time.

Step 1 Level Graph

Consider the following example where the width of the strip is equal to 10. Three items are to be cut with widths 8, 6 and 4, respectively. The initial graph has a total of 6 arcs and 5 nodes (see figure 4). In the level graph, each node u has two labels. The first one is $x(u)$ which denotes the position of the node. The second one is $l(u)$ which denotes the item of the node. The level graph of our example is displayed in Figure 5.

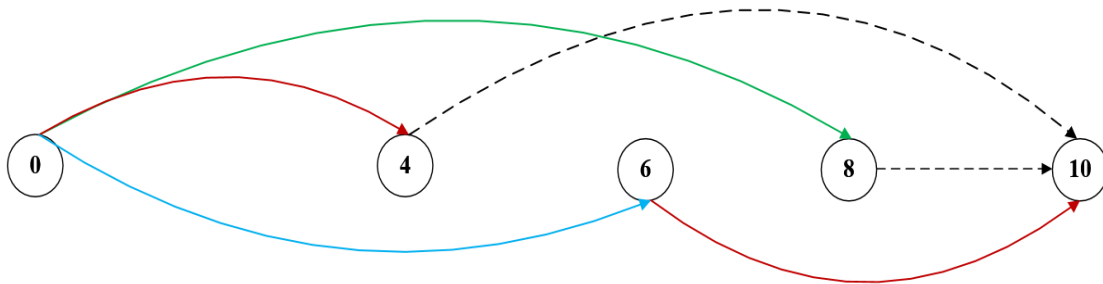


Figure 4. The initial graph

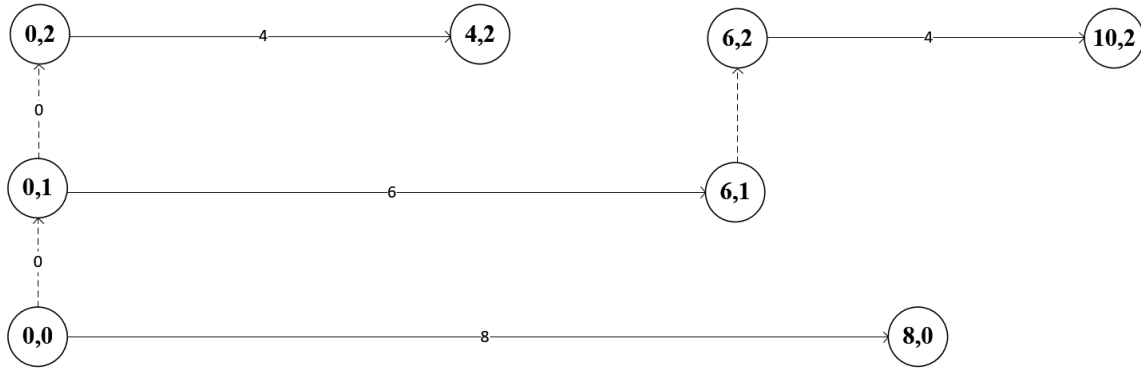


Figure 5. The level graph

Step 2 Reduced graph

In this step, we apply a reversed topological sorting to the set of arcs belonging to the level graph. Let set A contain all nodes of level graph and sorted in topological order reversely. The topological order is a linear ordering of vertices such that for every directed edge (u,v) , node u comes before v in the ordering. Finally, each node u belongs to the set sorting is labeled $\emptyset^d(u)$ based on equation (6). The resulting final compressed graph of $G1$ is shown in Figure 6.

$$\emptyset(u) = \begin{cases} 0 & \text{if } u = S, \\ W & \text{if } u = T, \\ \min_{(u',v,i) \in A: u'=u} \{\emptyset(v) - w_i\} & \text{otherwise} \end{cases} \quad (6)$$

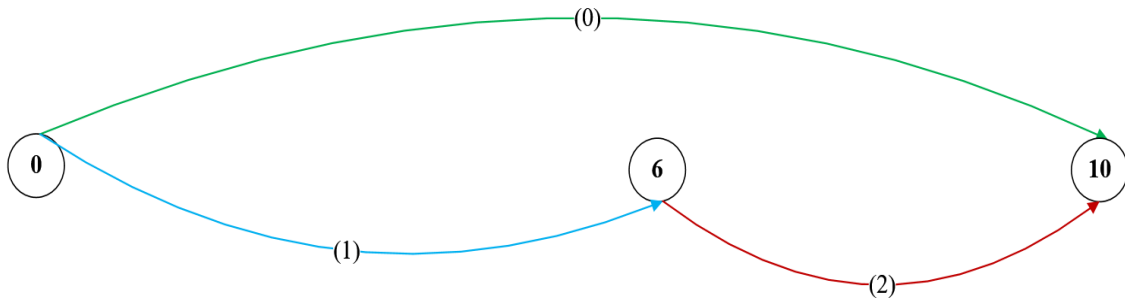


Figure 6. The compressed graph

Results and Discussion

To evaluate the performance of the compressed arc-flow mathematical model, the method was coded in CPLEX IMB ILOG software version 12.6 and run on a PC with Windows10 operating system, 32 GB RAM and intel i7 CPU 3.4 GHz processor. The experiments were conducted on a set of 43 real-world instances A1-A43 used by Macedo et al. (2010).

Tables 2 and 3 depict the results of the arc-flow model without and with compressed graph, respectively. In these tables, we display for each instance:

- D : the total number of items demands
- *Optimal*: the optimal value of the objective function
- *Number of arcs*: the number of arcs before/after graph compression and the reduction percentage of the graph size
- *Computation time*: the required time to find the optimal solution before/after compression and the ratio of the former over the latter

Table 2. Results of the arc-flow formulation without graph compression

Instance	D	Optimal	Number of arcs	Computation Time
A1	24	3678	9	0.04
A2	38	32380	11	0.01
A3	17	7986	4	-
A4	16	3044	22	-
A5	138	24870	451	1.00
A6	17	1860	10	0.01
A7	58	14039	43	0.05
A8	16	1240	6	-
A9	770	125823	28718	3.19
A10	44	4815	31	0.01
A11	724	94873	12867	2329.35
A12	44	26928	16	0.01
A13	304	27550	1104	3.08
A14	809	139959	18684	14.20
A15	339	80646	336	0.69
A16	744	172244	7969	0.55
A17	135	9902	102	0.04
A18	559	134003	5802	0.50
A19	507	119006	6550	0.12
A20	215	53181	534	0.02
A21	450	57348	3052	0.80
A22	24	5005	6	-
A23	248	27365	916	0.43
A24	217	72231	49209	4.62
A25	156	36591	50050	32.98
A26	61	14791	4107	0.10
A27	180	40438	109583	543.12
A28	106	23529	30664	2.79

A29	218	57364	66787	5.31
A30	39	7743	3357	0.12
A31	64	16175	3230	5.22
A32	184	56264	48971	1.77
A33	309	72981	123658	159.24
A34	46	11142	1238	0.35
A35	144	34554	18114	18.92
A36	52	14738	808	0.07
A37	78	9743	200	0.04
A38	160	46057	3006	0.29
A39	22	6355	196	0.02
A40	163	20510	3736	54.07
A41	71	22522	4426	0.11
A42	13	6953	37	0.01
A43	22	7568	119	0.02

Table 3. Results of the arc-flow formulation with graph compression

Instance	D	Optimal	Number of arcs	Computation Time
A1	24	3678	7	0.02
A2	38	32380	7	0.01
A3	17	7986	2	-
A4	16	3044	10	-
A5	138	24870	143	0.56
A6	17	1860	5	0.01
A7	58	14039	30	0.01
A8	16	1240	5	-
A9	770	125823	5604	1.08
A10	44	4815	17	0.01
A11	724	94873	2378	22.63
A12	44	26928	11	0.01
A13	304	27550	163	0.38

A14	809	139959	3537	3.79
A15	339	80646	113	0.29
A16	744	172244	1485	0.53
A17	135	9902	43	0.04
A18	559	134003	988	0.77
A19	507	119006	1487	0.05
A20	215	53181	149	0.02
A21	450	57348	709	0.93
A22	24	5005	5	-
A23	248	27365	234	0.35
A24	217	72231	15066	5.09
A25	156	36591	12362	10.99
A26	61	14791	979	0.10
A27	180	40438	25366	1682.88
A28	106	23529	6111	0.84
A29	218	57364	13814	0.89
A30	39	7743	807	0.10
A31	64	16175	803	4.42
A32	184	56264	11690	0.66
A33	309	72981	44162	17.48
A34	46	11142	357	1.26
A35	144	34554	5091	17.49
A36	52	14738	205	0.07
A37	78	9743	82	0.04
A38	160	46057	827	0.56
A39	22	6355	68	0.01
A40	163	20510	1726	96.10
A41	71	22522	858	0.07
A42	13	6953	18	0.01
A43	22	7568	48	0.02

The obtained results provide strong evidence of the positive impact of the graph compression in terms of graph size and computation time. Indeed, the number of arcs of the generated graph is reduced, on average, by 63.89% after using the proposed graph compression technique. This size reduction exceeds 80% in many of the considered instances. Moreover, the required computation time of the uncompressed version is about 4.61 times that of the compressed one.

Acknowledgements

This work was funded by the National Plan for Science, Technology and Innovation (MAARIFAH), King Abdulaziz City for Science and Technology, Kingdom of Saudi Arabia, Award Number (13-MAT1544-02). The authors also thank the Deanship of Scientific Research and RSSU at King Saud University for their technical support.

Scientific Ethics Declaration

The authors declare that the scientific ethical and legal responsibility of this article published in EPESS journal belongs to the authors.

References

- Brandão, Filipe, and João Pedro Pedroso. 2016. "Bin Packing and Related Problems: General Arc-Flow Formulation with Graph Compression." *Computers and Operations Research* 69: 56–67. <http://dx.doi.org/10.1016/j.cor.2015.11.009>.
- Delorme, Maxence, Manuel Iori, and Silvano Martello. 2016. "Bin Packing and Cutting Stock Problems: Mathematical Models and Exact Algorithms." *European Journal of Operational Research* 255(1): 1–20. <http://dx.doi.org/10.1016/j.ejor.2016.04.030>.
- Dyckhoff, Harald. 1990. "A Typology of Cutting and Packing Problems." *European Journal of Operational Research* 44(2): 145–59.
- Hifi, Mhand. 1998. "Exact Algorithms for the Guillotine Strip Cutting/Packing Problem." *Computers and Operations Research* 25(11): 925–40.
- Iori, Manuel et al. 2021. "Exact Solution Techniques for Two-Dimensional Cutting and Packing." *European Journal of Operational Research* 289(2): 399–415. <https://doi.org/10.1016/j.ejor.2020.06.050>.
- Lodi, Andrea, Silvano Martello, and Daniele Vigo. 1999. "Heuristic and Metaheuristic Approaches for a Class of Two-Dimensional Bin Packing Problems." *INFORMS Journal on Computing* 11(4): 345–57.
- Lodi, Andrea, and Michele Monaci. 2003. "Integer Linear Programming Models for 2-Stage Two-Dimensional Knapsack Problems." *Mathematical Programming, Series B* 94(2–3): 257–78.
- Macedo, Rita, Cláudio Alves, and J. M. Valério de Carvalho. 2010. "Arc-Flow Model for the Two-Dimensional Guillotine Cutting Stock Problem." *Computers and Operations Research* 37(6): 991–1001. <http://dx.doi.org/10.1016/j.cor.2009.08.005>.
- Martinovic, J., G. Scheithauer, and J. M. Valério de Carvalho. 2018. "A Comparative Study of the Arcflow Model and the One-Cut Model for One-Dimensional Cutting Stock Problems." *European Journal of Operational Research* 266(2): 458–71.
- Mrad, M., I. Meftahi, and M. Haouari. 2013. "A Branch-and-Price Algorithm for the Two-Stage Guillotine Cutting Stock Problem." *Journal of the Operational Research Society* 64(5): 629–37. <http://dx.doi.org/10.1057/jors.2012.70>.
- Mrad, Mehdi. 2015. "An Arc Flow-Based Optimization Approach for the Two-Stage Guillotine Strip Cutting Problem." *Journal of the Operational Research Society* 66(11): 1850–59.
- Wäscher, Gerhard, Heike Haußner, and Holger Schumann. 2007. "An Improved Typology of Cutting and Packing Problems." *European Journal of Operational Research* 183(3): 1109–30.

Author Information

Mehdi MRAD

King Saud University
Riyadh, Saudi Arabia

Tamer G. ALI

King Saud University
Riyadh, Saudi Arabia

Ali BALMA

Ecole Nationale Supérieure d'Ingénieurs de Tunis
Université de Tunis
Tunis, Tunisia

Anis GHARBI

King Saud University
Riyadh, Saudi Arabia
Contact e-mail: a.gharbi@ksu.edu.sa

Ali SAMHAN

King Saud University
Riyadh, Saudi Arabia

M. A. LOULY

Ecole Supérieure Polytechnique Mauritanie
Mauritanie

To cite this article:

Mrad, M., Ali, T.G., Balma, A., Gharbi, A., Samhan, A. & Louly, M.A.(2021). The two-dimensional strip cutting problem: Improved results on real-world instances. *The Eurasia Proceedings of Educational and Social Sciences*, 22, 1-10.