

The New Silk Road, Global Dynamics&Energy

Oğuzhan AKYENER

President of TESPAM, Alternatif Plaza, Kızılırmak Mah. 1446 Cad. No: 12/37 Kat: 10 06510,
Çukurambar / ANKARA, Tel: +90 312 220 00 59, oakyeler@tespam.org

Received: Nov 16, 2017 Accepted: Dec 11, 2017 Published: Dec 20, 2017

Abstract

Arms trade statistics, nationalist tendencies, implicit US – UK conflicts, cracks in the unity of EU, independence discourses in some European countries, military spurts in South China Sea, Northern Korea's nuclear threatening, worsening chaos in the Middle East, increasing tension in the Arab world in the hands of Saudi's, Iran and Russia's positions and new embargos give important clues about the warming and warning situation of the global dynamics. While the global unrest and the uncertainty levels are increasing, China declared the updated version of the old & traditional project Silk Road with a new title: One Belt One Road (OBOR). In addition to the traditional background and the commercial sights, the new proposed project has much more targets related with the world dynamics. OBOR, with the implicit supports of UK & some finance barons, more than being a solution for Chinese overcapacity problem, seems as a proposal of a new world order. Expectations and future estimations cannot draw a clear frame for the long term struggle and trends, however, OBOR has to be studied also from these sights. In this study, by defining the general trends in the global dynamics, OBOR's extended vision and US – China rivalry will tried to be evaluated. After these analysis, the sight of energy politics and the Turkey's situation in this equation will also be commentated.

Keywords: Silk Road, World Order, Caspian, US-China Rivalry

1. Introduction

International dynamics are giving important clues about the world is standing at the edge of huge global changes. Brutal struggles and conflicts between the key global players can be observed everywhere. And while West is economically and politically weakening or having declining growth rates, in contrast east is swiftly strengthening.

In this scenario, by compiling the global key issues;

- a. US is leaving its global commercial leadership to the new softer power China.
- b. EU is losing power after Brexit and increasing nationalist perceptions in the union members make the danger bells ring louder.
- c. The conflicts between the old allies US & UK in the Middle East policies starting through the Arab Spring era are emerged nearly in every global affairs.
- d. Pentagon with the careful and successful spurts, taken the control of US and put a new roadmap to continue US's global leadership.
- e. US's new more realistic global strategies startled the liberal finance barons and the global investors.
- f. And this new concern make all the sides to wait for the further results of the struggle.

In such an environment, China declared a new approach with a name of “One Belt One Road (OBOR)”, which also be called as the New Silk Road Project.

And just after this declaration, the disturbance and the complexity rates in the regional and the global dynamics have accelerated.

From this view, in this study, by defining the general frames of the new silk road project, the commercial – political and energy aspects will tried to analyzed. In addition the struggle between the global key players related with this project; such as US & China will be evaluated. After this evaluation, OBOR will be analyzed from the sight of Turkey.

2. Traditional Silk Road

Silk Road is also known as the traditional commercial route between the Eastern and the Western cultures. For thousands of years this route has being active and seems to continue this situation. The reason why this route called as the silk road was silk to used to be one of the main trade goods in due flows.

In addition to trade goods and materials, culture, technology, religion and other due elements were also re-laid through the traditional Silk Road between the Eastern and the Western civilizations.

As shown in the map below, although there were many other secondary routes having connections through the marines, the main land routes were being separated in to two; which are the Anatolian and the Caspian Routes.

The due cities being located in this traditional routes could have found chance to improve their economics and develop themselves.



Map 1: Traditional Silk Road Routes¹

Over thousands of years the routes have diversified. Technology, sociology, demand/supply balances, politics, terrorism and other security risks, governmental factors, existing infrastructures (such as the highways, railways, free zones, logistic bases and etc.) effected the choices of the traders. And now, this traditional route, with a new vision and huge investment programs, is declared as a new project for whole Asia, Europe and the Pacific Countries.

3. New Silk Road Project Overview

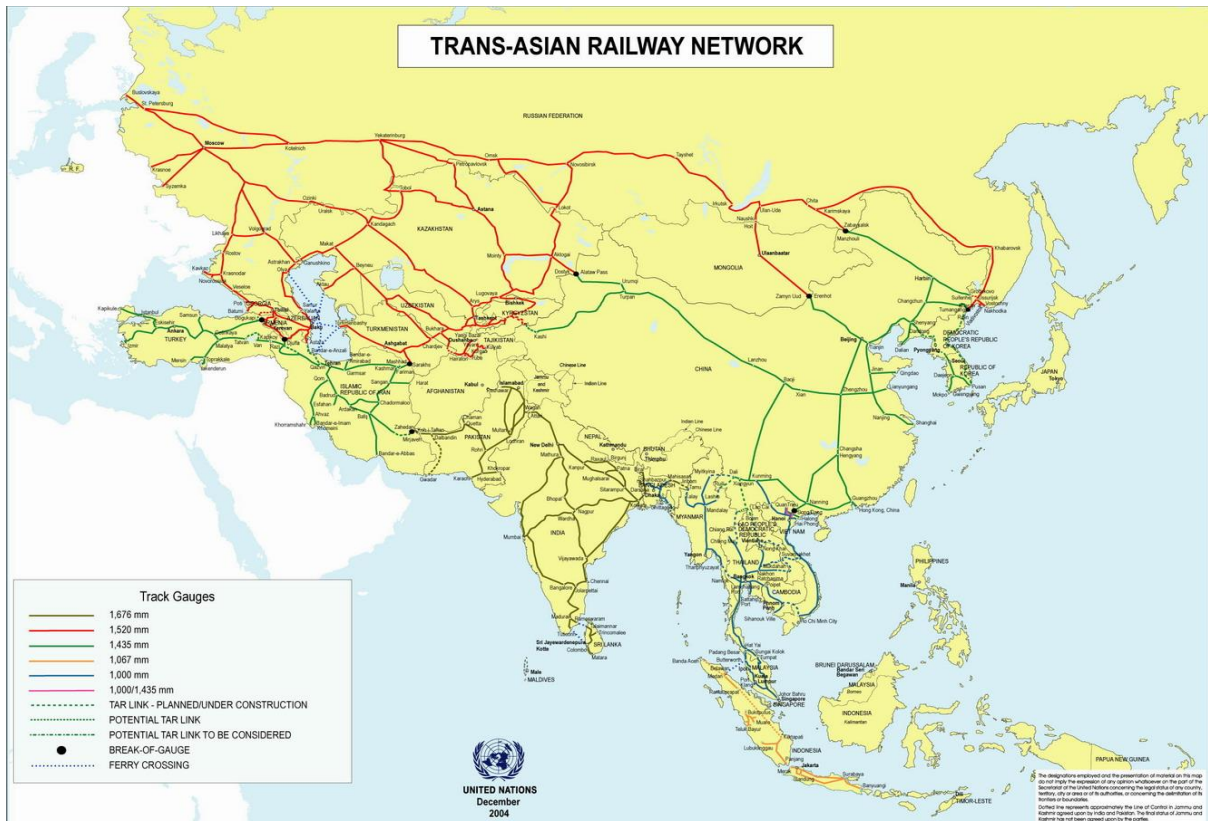
In 2013 Chinese president offered its neighboring countries the initial step of OBOR initiative. With this stage of the project, China was aiming to increase the trade movements with the additional investments and developed infrastructures.

However, the traditional Silk Road has already been working and this idea had to be developed. So, the second stage which had to aim the farther markets has to be studied. In this concept; “In 2011 weekly trains between China & Germany has started and carried 40 000 TEU containers from 2012 to 2014. And in 2015, the Port of Rotterdam welcomed its first containers by rail from China. This route shortens the delivery time of goods from around 60 days by sea to about 14 days by land.”² With the new developments this period is planned to be shortened to minimum 4 days.

So, with this attempt, “Companies such as Hewlett Packard are connecting European customers with the factories in China through the new route. Returning containers are filled, for example, with western luxury cars. And the result is that the modern caravan has started rolling. Thus, the “New Silk Road” development project – which embraces an area that is home to about 70% of the world’s population, produces about 55% of global GDP and has about 75% of known energy reserves – has taken its first steps.”²

However, these steps have being very challenging. Every sub-step of the project requires significant funding, which has declared as being more than 10 trillion \$.

In addition to funding, to be able to effectively reach the Europe markets, there are also many technical, regulatory challenges to overcome. For example, as seen in the map below, in the existing railway network, the track gauges are different in China and old Soviet geographies. Then again the gauges will change in Europe standards. Which means the gauges have to be changed twice in order to reach Europe, which means additional loss of time.



Map 2: Existing Trans Asian Railway Network³

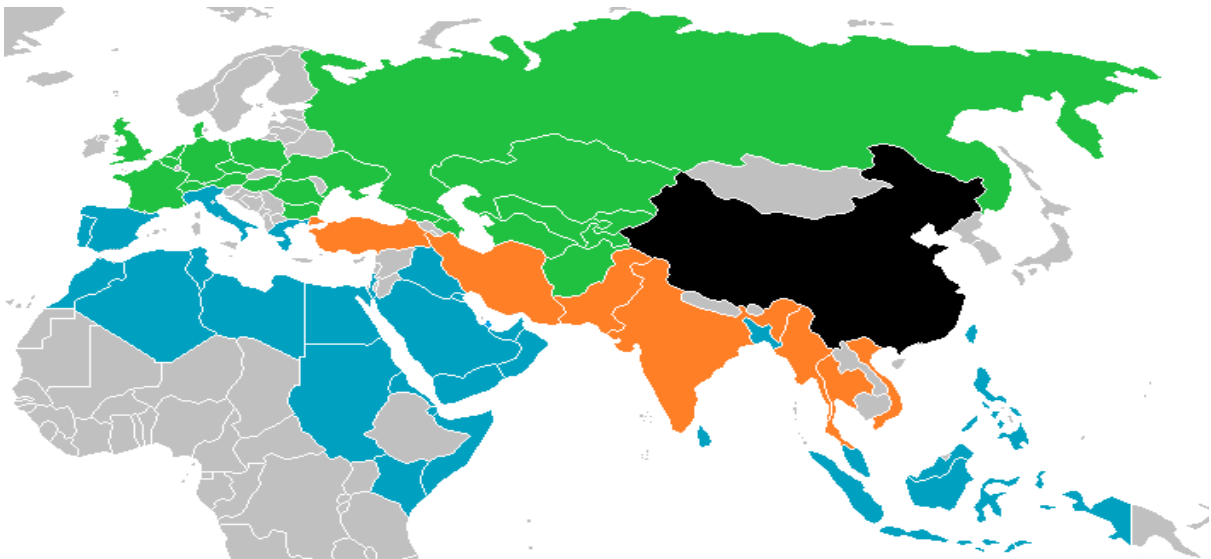
In addition, there are many different countries with different custom standards to be crossed. This means; reaching the farther markets will need much more milestones to handle. All due countries in the route have to be persuaded, financially encouraged and technically – politically – legislatively standardized. Otherwise, new railways, highways or other marine routes will not be enough to obtain the planned trade network.

While focusing again on the marine and land routes of the new Silk Road project, as seen in the map 3 below; there are many countries to be linked in.



Map 3: New Silk Road Project Marine & Land Routes⁴

In addition to the appearing routes and due countries in the map 3, this project totally consists of investments in around 65 countries in the Europe – Asia – Africa and Pacific regions. Map 4 shows the extended region and related countries of the project.



Map 4: Main Related Countries of the OBOR

Note that: The countries located in the marine routes of OBOR are in blue color, countries in the land routes of OBOR are in green color and countries are both in marine and land routes of OBOR are showed in orange color.

In these 65 countries, it has aimed to construct/make;

- a. Railways,
- b. Highways,
- c. Airports,
- d. Pipelines,
- e. Ports,
- f. Fiber Transmission Lines,
- g. Electric Transmission Lines,
- h. Free Trade Zones,
- i. Logistic Bases,
- j. Infrastructure Projects,
- k. Financial Incentives & Investments,
- l. Technology Transfer,
- m. Other Energy Projects.

By this project all linked/related countries will have chance to find; less transportation costs, less delivery times, increased integration, diversified trade routes and price competition opportunities in their existing trades.

And up to this time, according to Bloomberg feeds; more than 300 billion \$ investment has been paid in the concept of this project.

Up to this time, Pakistan, Uzbekistan, Kazakhstan, Russia, Indonesia, Iran, Egypt, Philippines, Myanmar may be the most chanceful countries taking the advantage of locating in the initial strategic position and benefiting much more from the investment budgets. However, for the near future other countries are also be able to get more credits in related investments.

By the way, it has to be mentioned that one of the giant powers of the region; India initially was supporting the project. However, due to its relations with Pakistan and some of the due investments have being done in the conflicted Kashmir region, India has changed its mind and boycotted the new Silk Road project.

In addition to India; US, UK, Canada, Germany, France, Japan, North & South Korea though did not seem to support the project, by not attending the due organizations. However, as will be mentioned in the next chapters, their positions and further steps may change according to the global policies and dynamics.

4. General Aspects of The Other Countries

Although some countries such as Pakistan, Uzbekistan and Kazakhstan are directly supporting and being benefitted by the project, some countries choose to hold against or chary position. And they claim on this project that:

- a. China will spread its economic power to a wider geography,
- b. By this way it will be stronger and will gain more political dominance,
- c. Domestic producers may not be able to handle the price competition with the Chinese exporters,
- d. This may lead the domestic production to weaken and increase the current account deficit,

- e. As a key approach of the realists; changing power dynamics may cause new risks, hence neighbors' resurgence is always a risk for the other neighbors,
- f. This may lead new struggles and chaos scenarios in the global dynamics.

According to these claims and current views, in the table below some organizations' and countries' approaches to the project have been analyzed. Their current positions are assumed according to their official declarations, expectations, politics and long term strategies.

Table 1: Positions of the Due Countries on the New Silk Road Project

Country/Unity	Negative	Neutral	Positive
EU			
Russia			
US			
UK			
Germany			
Italy			
Spain			
France			
Turkey			
Japan			
Canada			
India			
Netherlands			
Spain			
Saudi Arabia			
Top Financers & Giant Companies			

As the table above summarizes, the US and the Japan are the main opposites of the project. And the US may be the main rival. On the other side, EU countries and the UK are inclined to be positive. While Russia and India although seem as both positive and negative, actually both stay in the neutral position and consider about the total benefits.

5. OBOR: As A New World Order Proposal

Although being understood as a commercial trade route and an action of China to solve its overcapacity problem, OBOR may also be understood as a Chinese – British proposal about the new world order.

How?

As mentioned above, the general dynamics of the world is changing. Arms trade, nationalism, Pentagon's new global strategies, implicit US – UK conflicts, cracks in the unity of EU, independence discourses in some European countries, military spurts in the South China Sea, tensioning India – Pakistan conflict, Northern Korea's nuclear threatening, worsening chaos in the Middle East, increasing tension in the Arab world in the hands of Saudi's, Iran and Russia's

positions and new embargos can give clues about the warming and warning situation about the international policies.

From this perspective, while the ongoing liberal dynamics are turning into the realist comprehensions, the top liberal financiers and the previous super power the UK (after facing much more conflicts with the strengthening Pentagon dominance in the US) has chosen China as the new base for the sustainability of the liberalist system, instead of the US. By this way, the UK and due financiers will be able to find a better chance to have more control over the whole dynamics and the picture. In addition, the UK has an important influence on its previous colonial regions, such as India, Indonesia and etc.

That's why the New Silk Road, in addition to be a combined trade and investment project, has been designed as a new political world order approach with the support of the UK and some global finance barons.

And in this approach with due participator countries;

- a. Political coordination,
- b. Mutual benefit in the commercial, trade, security, transportation, finance, banking, interaction, communication, energy, technology, innovation, health, employment and tourism areas,
- c. Standardization and transparency in due regulations,
- d. Lifting obstacles related with the customs and trade issues,
- e. Having joint audit, quarantine, authorization, certification processes,
- f. Cultural and social collaboration programs,
- g. Having joint banking, financing, bonding, exchanging and stocking mechanisms

are planned to be provided. Which means:

- a. finalizing the super power US's global dominance and changing the USD's & US Banks' effective position,
- b. in the long term founding a new extended unity, instead of EU,
- c. taking position in the board of leaders of the new Afro-Eurasian Unity,
- d. Instead of being on the opposite side of the strengthening east, finding a chance to use and direct the East's power and capabilities.

These may show the highest perspective of the OBOR's political effects. And currently the results and the success possibility is not clear.

However, without doubt the US's new dominant controlling power Pentagon has being considering these aspects and taking precautions.

So, again it is clear that the main rival of OBOR is the USA.

6. US – CHINA Rivalry

Economics is one of the key elements effecting the world dynamics but there may be some additional issues influencing both the economics and other balances.

That's why, not only by regarding the commercial issues, but also in the technological, military and energy areas, eastern key players have started to become more influential in international politics.

In order to be able to have more influence in the global dynamics, the companies and related structures of the key players are very important. From the sight of the owning global companies, the rise of the east can easily be observed. With their financial capabilities, huge eastern companies are everywhere to compete with their western rivals. And the ongoing results show that they are becoming more successful. This situation can easily be observed by checking the world top 10 companies according to their revenues in 2016.⁵

Table 2: Top 10 Companies in the World According to Their Revenues⁶

THE TOP 10		REVENUES (\$M)	
1	Walmart	\$482,130	ABD
2	State Grid	\$329,601	ÇIN
3	China National Petroleum	\$299,271	ÇIN
4	Sinopec Group	\$294,344	ÇIN
5	Royal Dutch Shell	\$272,156	
6	Exxon Mobil	\$246,204	ABD
7	Volkswagen	\$236,600	
8	Toyota Motor	\$236,592	
9	Apple	\$233,715	ABD
10	BP	\$225,982	

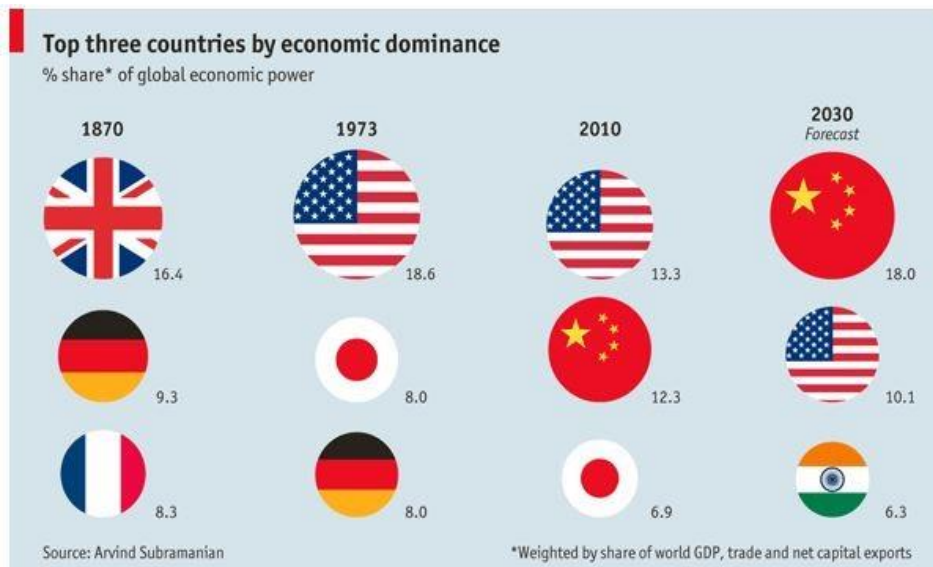
As can be observed from the graph, with 2 energy companies, China has taken the leadership of the world's giant oil and gas focused structures from the hands of the US. In addition, it has 3 companies in the top ten list as the US has. This means the balance bells are ringing for the West.

And while looking at the number of the world's biggest public companies, China's position comes just after the US.



Map 5: World’s Biggest 2000 Companies per Country (2016)⁷

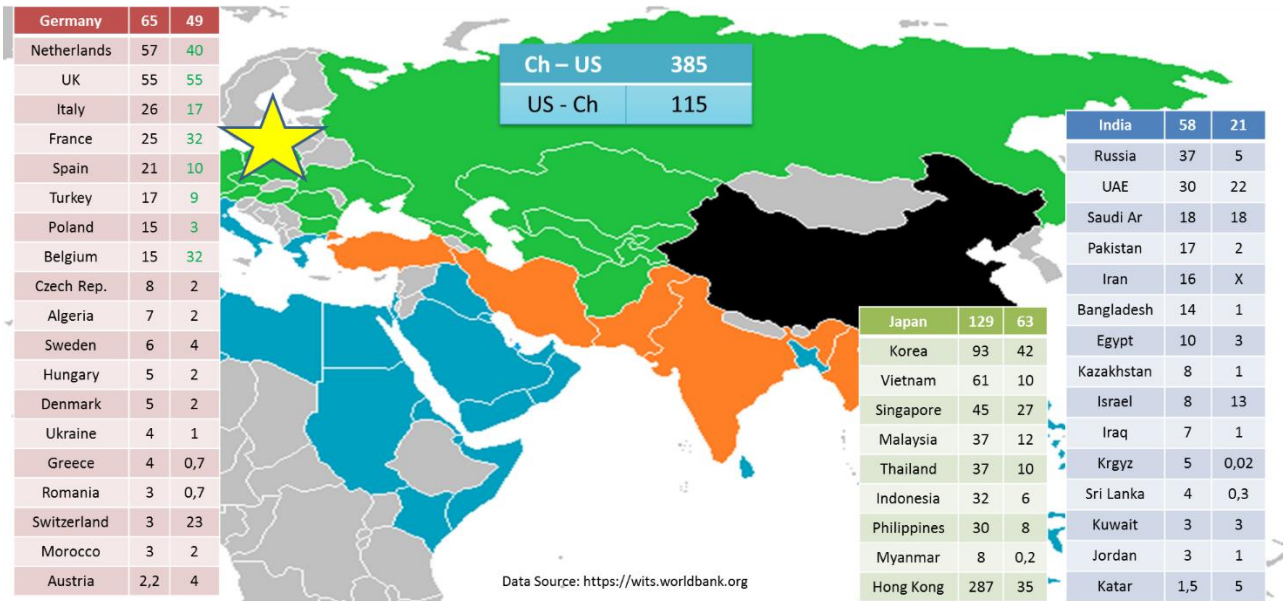
In addition, by reviewing the GDP ratios, how dominance is changing hand can easily be observed (as seen in the graph below).



Graph 1: Top 3 Countries by Economic Dominance⁸

All these clues show that the rising East is taking important steps against the West and the world order is quickly changing. Western dominance is ending and the new dominants are Asia’s most populated countries.

After analyzing these approaches, map 6 below shows the export flow of China & US in the due main countries of OBOR routes.



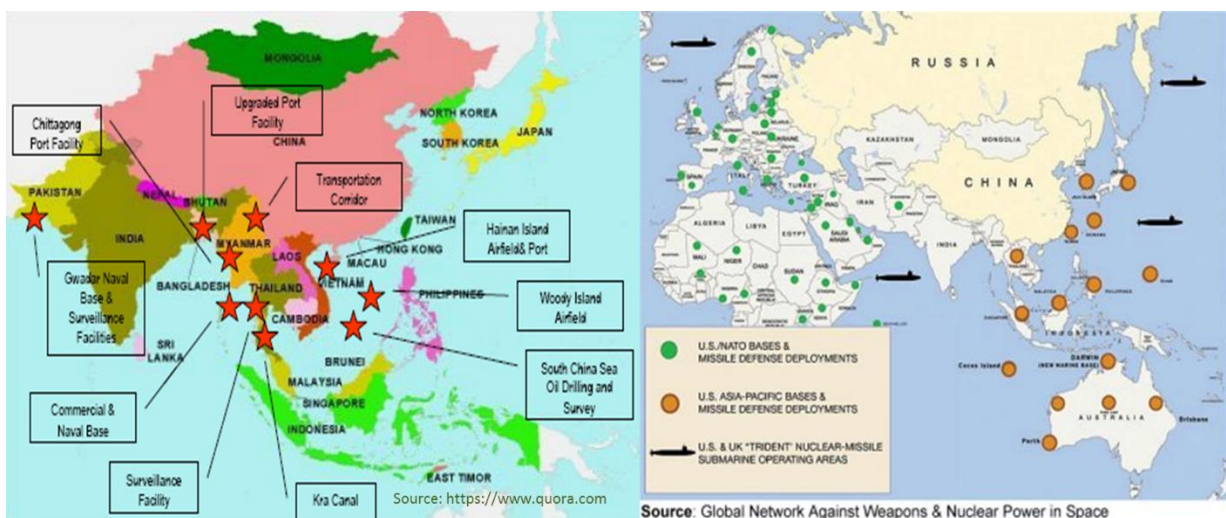
Map 6: OBOR Related China & US Export Flows⁹ (Data Source: <https://wits.worldbank.org>)

Note that in the tables above, due importing country names are given in the first columns, China's export volumes are in the second column and US's export volumes are given in the third column. All the export volumes are in billion USD units.

As shown from the map above, China has already being dominant in the East Asia and Pacific Region. In the Middle East China is again the leader. However, the US also has important volumes of exports. For Europe, balances are nearly equal, but data shows that China is going to capture the US' share in due markets. So, this means the main commercial competition will be in the European area. And the OBOR project will change the dynamics in favor of China.

By the way, by focusing on China – US internal trades; China seems to be relying on the exports to the US and similarly, US seems to be addicted to cheap imports from China. Which means both sides do not have position to play hardball with each other.

In addition to the emerging commercial rivalry, from the military sight, maps below show the locations of Chinese & US military bases around the world.



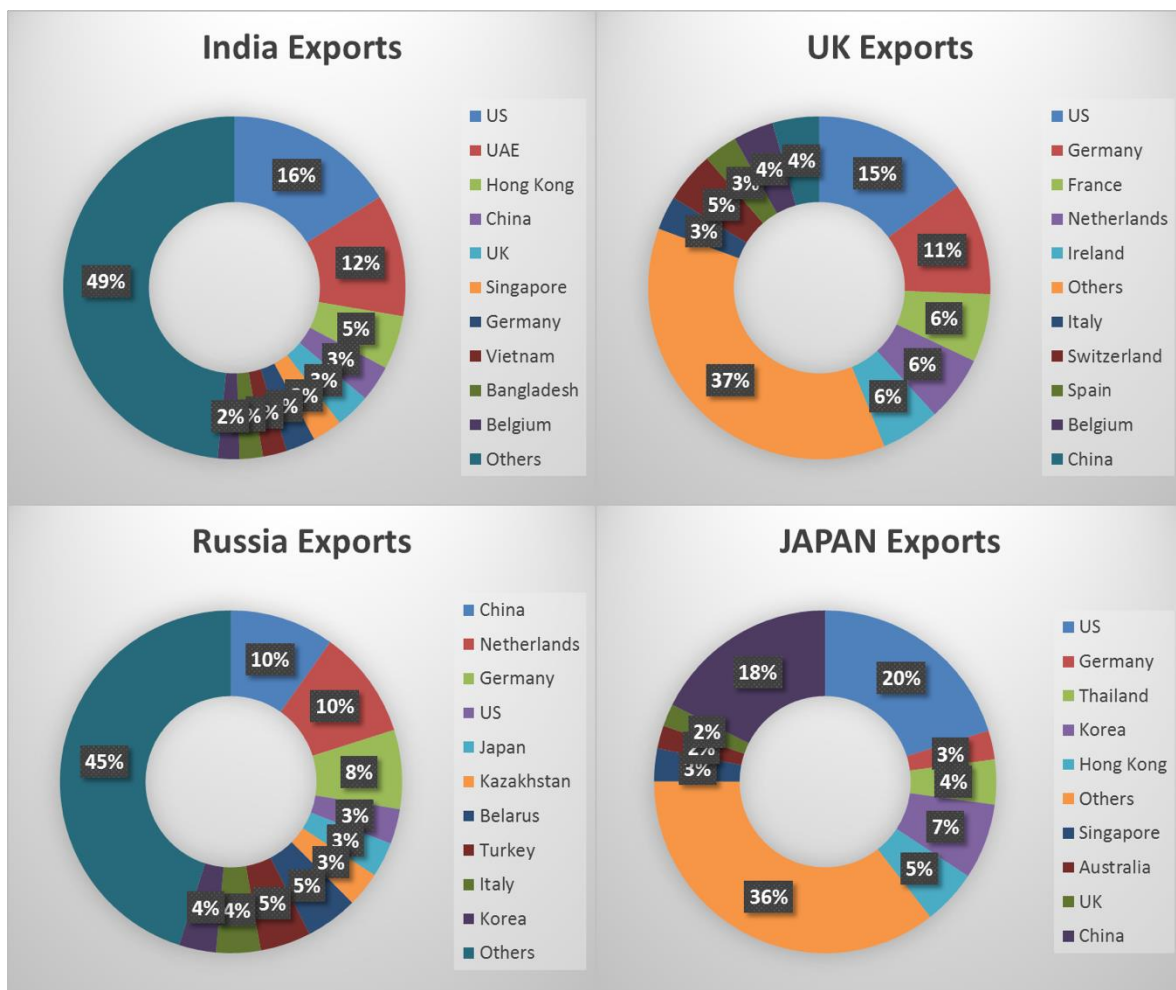
Map 7: Chinese & US Existing Military Bases¹⁰

As can be understood, the struggle is mainly on the marine routes of the OBOR, which are the Pacific and South Asia coastlines. And also how China is surrounded by US allies (such as: Singapore, Indonesia, Malaysia, Thailand) and US bases can be observed. This situation can be accepted as a reason why China has to focus on the OBOR project to break down this siege. Hence, it thinks that with more commercial connections and networks (without using arms power), alliances and other relations can be reversed.

In addition global marine trade volume is estimated to be around 18 trillion \$ in 2016 and in 2030s this volume is expected to be around 27 trillion \$. Nearly half of this volume is related with the due OBOR embracing regions, where around 6 trillion \$ volume flows through the South China Sea. This means the struggle to capture the strategic marine transit locations will be more important in the future. So, the US will never compromise about its marine dominancy in due regions and a new war can be envisaged by it to continue this situation.

7. Export Flow Situation from The Sides Of INDIA – UK – JAPAN?

As mentioned above, other related key powers in the region, India, Japan, Russia and UK's export flows are also important to be able to understand their possible approaches about the OBOR. Graphs below shows the 2016 export volume percentages according to the destinations.



Graph 2: India, UK, Japan and Russia Export Volume Rates According to the Destinations⁹

As can be understood from the graph that: by considering European markets, UK, Japan and India are competing with each other and also will have to be in a harder competition with China to gain more market shares. Although types of export goods also have to be analyzed to be able to have a coherent approach for this evaluation, in general it can easily be understood that, due to their locations, main rivals for the Chinese products in Europe markets will be Japanese and Indian ones, in contrast to British or Russian products.

From another side, with the development of the OBOR project, UK will be able to use it to reverse direction of trades and India somehow will be able to use it as China will. However, the project seems detrimental for Japan's export flows, as the US, in all cases.

8. From The Sight of Energy Policies & 2050 Estimations

In order to analyze the OBOR, from the sight of energy policies, Chinese current energy situation, key facilities, future expectations, potential suppliers and capacities for the future, marine oil & LNG trade flows and future LNG dynamics have to be considered.

By checking the key points of the Chinese current energy situation:

- 1) China is the largest oil importer in the world.
- 2) Due to high incremental energy demand and dangerous air pollution levels, China decided to invest much more on the renewables, clean energy and energy efficiency issues.
- 3) That's why, globally it is the second in the renewables market size. In addition it also is an important renewable technology and equipment producer.
- 4) In the concept of clean energy, China declared a concrete plan focusing on:
 - a) Strengthening its action on climate change and energy transition,
 - b) Increase renewable installed capacities,
 - c) Decrease coal share in the total energy consumption and freeze new coal production projects,
 - d) Invest in new gas power plants and increase gas utilization share up to %10,
 - e) Double nuclear power capacity up to 2020,
 - f) Invest in electrical cars,
 - g) Increase the investment and develop more shale oil-gas reserves,
 - h) Invest in the methane hydrates,
- 5) And the government wants to liberalize the state dominated energy markets.

As can be understood from the key points above, generally China for its sustainable development plans, targets to use the energy more efficient and invest for the cleaner options. From this approach, as being a clean and cheap energy source, gas will be very important for future projections.

China's 2016 gas consumption is around 210 bcma and domestic production is 138 bcma.¹¹ This means, China is importing 72 bcma gas via the due pipelines and other LNG facilities.

At this point, China's existing and planned related import infrastructures also have to be studied. Hence, China will continue to import much more gas for growing domestic demand.

The table below summarizes those facilities:

Table 3: China's Key Existing & Planned Energy Import Facilities

Name	Type	Capacity	Situation
Kazakh - China	Oil	280 000 bbld	Active
ESPO (Russia)	Oil	300 000 bbld	Active
Myanmar - China	Oil	450 000 bbld	Active
CAC Turkmen	Gas	40 bcma	Active
CAC Uzbekh	Gas	10 bcma	Active
CAC Kazakh	Gas	5 bcma	Active
Myanmar - China	Gas	12 bcma	Active
Russia – China	Gas	68 bcma	Active
Power of Siberia 1	Gas	61 bcma	Under Constr.
Power of Siberia 2	Gas	30 bcma	Under Constr.
18 LNG Facilities	Gas	71 bcma	Active
9 LNG Terminals	Gas	30 bcma	Under Constr.
CAC Line D	Gas	25 bcma	Under Constr.

As can be understood from the table 3;

- a. Currently China has an import capacity of 206 bcma gas (including LNG),
- b. Which is enough for today.
- c. Up to 2025's this capacity is expected to reach up to 397 bcma.
- d. And as can be understood from the sources; China will import more Russian, Uzbek, Turkmen and Kazakh gas in the future and also more LNG.
- e. Origins of LNG cannot be estimated for today. However, the expectations may be Qatar, Australia, Nigeria and US.

While considering 2050's (according to our calculations);

- a. China's gas consumption may rise minimum by three times; then will be around 680 bcma,
- b. The domestic consumption will be around 200 bcma,
- c. Then the total import volumes should be around 480 bcma, which means, additional +80 bcma capacity facilities will be demanded, and so, China will have to either try to increase domestic gas production or build more LNG import facilities.

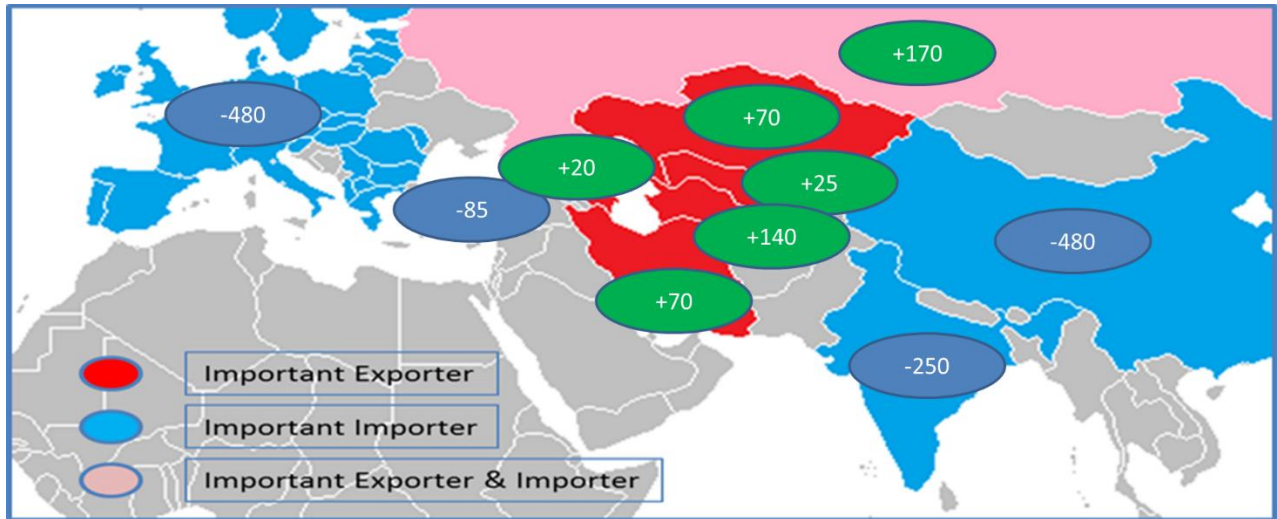
However, in this scenario, in addition to the facilities, sources will also be important.

By considering 2050's

- 1) The other huge demand market in the due region: EU's gas imports will have to be around 480 bcma,
- 2) Turkey's gas imports will be around 85 bcma,
- 3) Indian gas imports will be around 250 bcma,

- 4) And estimating the regional suppliers' sides as;
 - a) Russia's export capacity around 170 bcma,
 - b) Kazakhstan export capacity around 70 bcma,
 - c) Turkmenistan export capacity around 140 bcma,
 - d) Uzbekistan export capacity around 25 bcma,
 - e) Azerbaijan export capacity around 20 bcma,
 - f) Iran's export capacity around 70 bcma,

Then the map below summarizes the 2050 export – import situation:



Map 8: Eurasia Gas Export – Import Balances 2050

According to the map: total regional gas export capacity is around 495 bcma and the total regional gas import expectation is around 1295 bcma.

Then Eurasia will have extra 800 bcma LNG demand in 2050's. So, this analysis shows that gas politics are vital for all the demanders and due facilities, having rights and sale agreements on the due resources and fields are also very important.

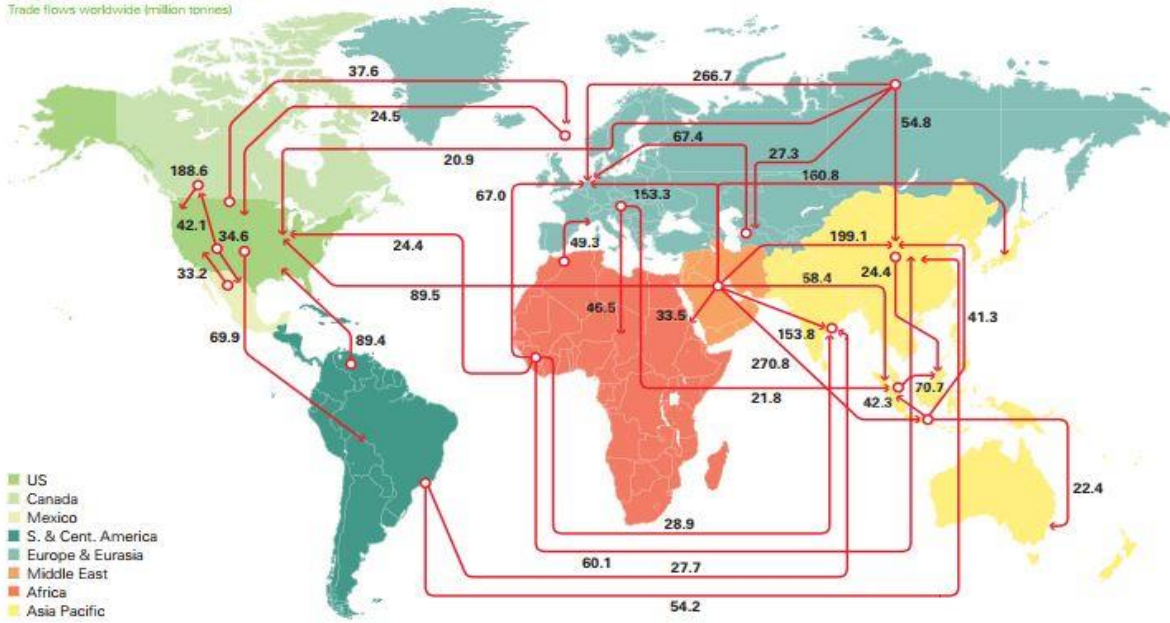
As a result from the sight of energy policies, having the demanded gas imports are the main key target for the huge importers in the due region. So, with OBOR; China has to be aiming to guarantee its gas import facilities and resources.

That's why, with its national oil & gas companies China is making partnerships and investing in important exploration and production projects in the Caspian region.

In addition, by considering that the other demanded portion of the gas has to be supplied as LNG, then the marine transportation security will be another important issue in the concept of OBOR.

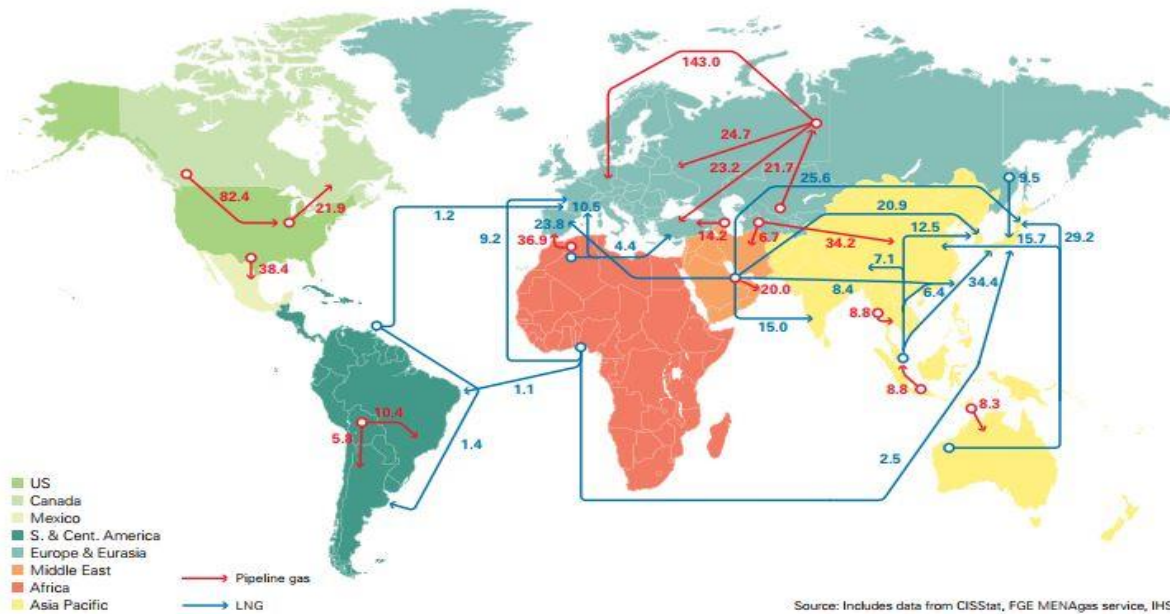
These maps below show the existing oil & gas trade flows in the world. As seen from them; South China Sea, Singapore Strait, Bay of Bengal, Palk Strait, Laccadive Sea, (for the Australian supplies) Banda – Molucca – Celebes – Sulu Seas, Arabian Sea, Gulf of Aden, Red Sea, Gulf of Oman, Bab al-Mandab Strait, Suez Channel and the Strait of Gibraltar are vitally important. And by considering the LNG marine trade flow is going to jump at higher levels, the importance of those points and routes also be ceiled.

Major trade movements 2016
Trade flows worldwide (million tonnes)



Map 9: Global Oil Trade Routes¹¹

Major trade movements 2016
Trade flows worldwide (billion cubic metres)



Map 10: Global Gas Trade Routes¹¹

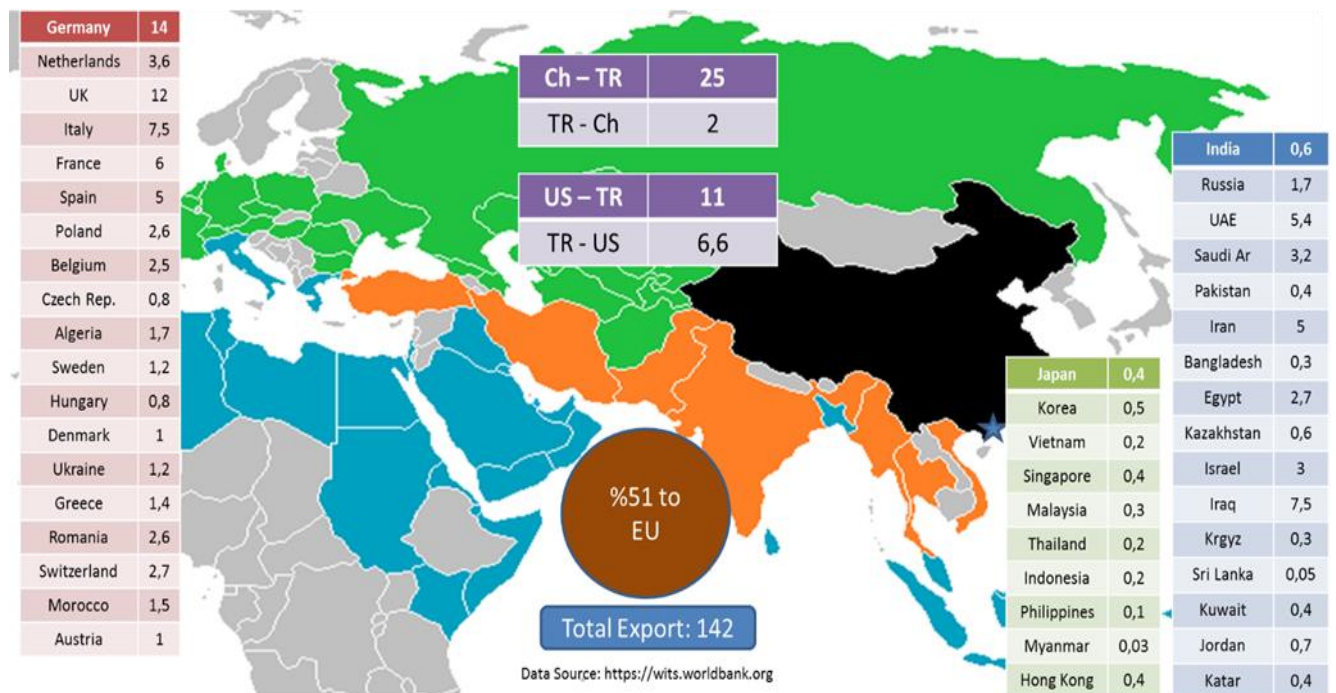
As a result, from the sight of energy policies; the security of strategic marine trade points and the routes and having much more share from the regional gas export potential (with demanded infrastructures) are important. Moreover, the Caspian gas resources will be more important for all demand markets in the future. Naturally, as being in a situation of not having enough supplies will escalate the issue of import securities between the EU countries, China and India. By the way, without doubt China will be more lucky and prepared for the due competition with the due attempts in the concept of OBOR. Therefore, these gas export security risks will be able to

reverse the minds of some EU countries and India negatively. (By the way, Turkey, UK, Germany and Italy will not seem to fall into a bad situation due to these expectations. Hence they also will have their own infrastructures, agreements and new potential possibilities.)

9. From The Sight of Turkey

During changing dynamics, New Silk Road Project can be an important opportunity for Turkey. By considering; locating as a strategic transit country, having a huge civilization geography, planning to continue its development plans, stronger commercial and political stability, having in a strategic position in the new world order and having some conflicts and troubles with some Western powers Turkey has to generate influential strategies to provide more benefits in the OBOR geography.

Naturally, initial benefits of the OBOR can be considered as the increase in the export potentials of Turkey to the Caspian countries. To analyze this situation, while checking the Turkish export partners in OBOR geography as in the map below:



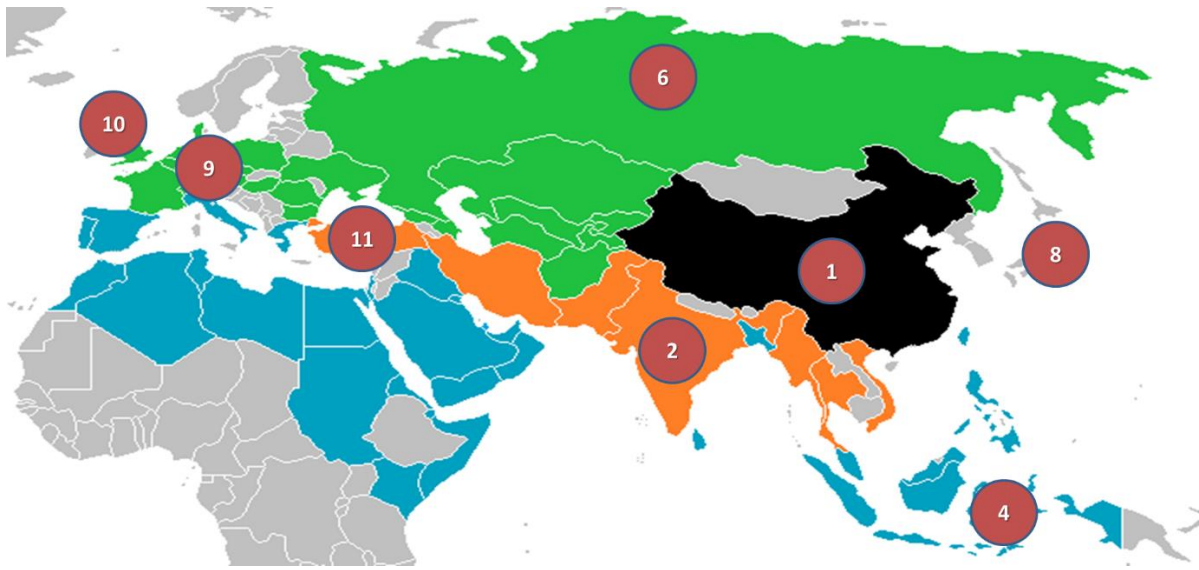
Map 11: Turkish Export Flow 2016⁹

As can be understood from the map:

- Turkey has around 142 billion USD's of export potential,
- %51 of these exports are directed to EU members,
- Which can be considered as an important dependency item in the trade flows,
- Chinese exports to Turkey are double the US exports,

- e. However, the volumes are too high and Turkey can be accepted as another market to compete,
- f. Turkey's imports from China is more than 10 times greater than its exports,
- g. This is a very negative situation in the current account deficit of Turkey,
- h. With OBOR, this situation may be worsen,
- i. Turkey has to think about some precautions to solve this gap,
- j. Turkish Caspian and South – East Asia trade flow potential has to be increased,
- k. So, OBOR has to be used to handle this action.

Turkey is expected to be the 11th greatest economy in 2050's according to some research centers' estimations. The map below shows the 2050's most powerful economies' alignment.



Map 12: 2050's World's Most Powerful Economies

Note: The US is estimated to be the 3rd, Brazil will be 5th and Mexico will be 7th.

As can be seen from the map, most of the global commercial trade flow will be moving through the OBOR related countries. So, Turkey also has to focus on increasing its trade flows and exports with/to Indian, Indonesian and Chinese markets.

As a result, OBOR can be an opportunity for Turkey to increase its trade flows with the Caspian, Pacific and South – East Asia. In addition, Turkey will have more chance to have a better network with the due Turkish countries locating in the Caspian region.

10. Conclusion

To sum up, the New Silk Road project, in addition to seem as a commercial network between a great number of countries, can be accepted as a new world order proposal for all the related countries. With this project China respectively aims:

- a. To solve its overcapacity problem and without reducing the domestic growth rate; increase the limits of export-led enlargement,
- b. To gain more control and efficiency in its current trade routes,
- c. To have more trade shares in the European markets,
- d. To attract more financiers to increase foreign investments in its borders,
- e. To be able to reach more gas resources for a sustainable supply policy,
- f. To weaken US threats,
- g. And with the attendance and supports of the UK and some giant finance barons, propose a new liberally integrated system to the world as a new union model.

The chance of success of all steps of OBOR is not clear at the current situation. Expectations for China to economically be the world leader are coherent. However, being the world leader demands to have much more qualifications in addition to economics. For example, military power, national characteristics – background – history – vision, sociology, governmental system and so on.

While investigating the Chinese history; a national vision to conquer the world, globally being the leader or having aggressive international politics cannot be encountered. Contrarily, China has a preservative, neutral characteristic in its international affairs.

This means, China characteristically is a non-leader, non-interventionist country and will never be the leader of the world. So, some further stages of the OBOR may not be successfully achieved without the support of other external actors.

From the sight of Turkey, although there is a possibility for OBOR to be a risk for the domestic producers to compete with the increasing Chinese exporters, this risk can easily be handled with some regulations. However, from the positive side, Turkey will have more chance to commercially reach Caspian and South – East Asia region markets. This may increase the Turkish influence in the region.

References

1. Sabah Gazetesi, (online). Available <https://www.sabah.com.tr/egitim/2017/01/24/ipek-yolu-nerdir> (Sep. 2017)
2. World Economic forum, (online) available <https://www.weforum.org/agenda/2015/09/what-can-the-new-silk-road-do-for-global-trade/> (Nov. 2017)
3. United Nations Data Base (online) available, <http://www.un.org/en/databases/index.html>

4. University of Oxford, Faculty of Law, research-and-subject-groups (online). Available <https://www.law.ox.ac.uk/one-belt-one-road> (Nov. 2017)
5. Akyener O. (2017) New Turkey In The Center Of New World Order Energy Policy Turkey, Volume 3, p: 6-9
6. 2017 Fortune Global 500, (online) available <http://fortune.com/global500/list/> (Dec. 2017)
7. Forbes, (online) available <https://www.forbes.com> (Nov. 2017)
8. World Economic Forum Data Base (online) available <https://knoema.com/atlas/sources/WEF> (Nov. 2017)
9. World Bank, (online) available <https://wits.worldbank.org> (Nov. 2017)
10. www.quara.com & Global Network against Weapons & Nuclear Power in Space
11. BP Statistical Review of World Energy 2017, (online) available <https://www.bp.com/en/global/corporate/energy-economics/statistical-review-of-world-energy.html>